



Sailing Instructions MBYC Midwinters (Ocean)

February 19-20, 2022

Mission Bay Yacht Club
San Diego, California

1 RULES

- 1.1 This event will be governed by the rules as defined in the *Racing Rules of Sailing*
- 1.2 The following Rules are changed by these Sailing Instructions: RRS 35, A2.1, A5.1, A5.2
- 1.3 The organizing authority is Mission Bay Yacht Club
- 1.4 The regatta is Category C in accordance with ISAF Regulation 20.

2 NOTICES TO COMPETITORS

- 2.1 Notices to Competitors will be posted on the Official Bulletin Board located on the outside south wall of the Main Clubhouse.

3 CHANGES TO THE SAILING INSTRUCTIONS

- 3.1 Any changes to the Sailing instructions will be posted before 1030 on the day it will take effect. Any change to the schedule of races will be posted by 2000 on the day before it will take effect.

4 SIGNALS MADE ASHORE

- 4.1 Signals made ashore will be displayed from the flagpole on the top of the Junior Club House.
- 4.2 When AP is displayed ashore, '1 minute' is replaced with 'not less than 30 minutes' in the Race Signal AP.

5 SCHEDULE OF EVENTS

- 5.1 Table of events (all dates are in 2022)

<i>Saturday, 19 February</i>	<i>0830 - 1000</i>	Registration & check-in
<i>Saturday, 19 February</i>	<i>10:00</i>	Competitor's Meeting at the Jr. Clubhouse
<i>Saturday, 19 February</i>	<i>1155</i>	Warning for the first race of day
<i>Saturday, 19 February</i>	<i>ASAP</i>	Warning for the following races
<i>Sunday, 20 February</i>	<i>1155</i>	Warning for the first race of day
<i>Saturday, 20 February</i>	<i>ASAP</i>	Warning for the following races

- 5.2 Monohull fleets: A maximum of six races are scheduled.
- 5.3 Multihull fleets: A maximum of eight races are scheduled.
- 5.4 On the last day of the regatta no warning signal will be made after 1500
- 5.5 Flag A displayed, with no sound, while finishing means 'No more racing today'

6 CLASS FLAGS

- 6.1 Class flags will be displayed at the competitors meeting.

7 RACING AREA

- 7.1 The racing area will be in the Pacific Ocean about 1.5 NM, NNW of the west end of Mission Bay Jetty.

8 COURSES

- 8.1 No later than warning signal, the race committee will designate the course and may also display the approximate compass bearing of the first leg
- 8.2 The Monohull courses are displayed on Appendix A.
- 8.3 The Multihull courses are displayed on Appendix B
- 8.4 The course diagrams are on Appendix A and Appendix B. They show the courses, the order in which the marks are to be passes, and the side on which mark is to be left.

9 MARKS

- 9.1 For the monohull fleets, the regular rounding marks will be orange inflatable shapes. For the multihull fleets the first regular mark will be an orange inflatable shape the second and third regular marks will be yellow inflatable shapes.

10 THE START

- 10.1 Races will be started by using RSS 26
- 10.2 The starting line will be between a staff displaying an orange flag on a race committee vessel at the starboard end and a staff displaying an orange flag afloat at the port end of the line
- 10.3 The warning signal for succeeding starts and the start signal for the starting class will be at the same time with one horn
- 10.4 The starting order for the first race will be announced at the competitors meeting. Subsequent races will be started as classes become available
- 10.5 The race committee may start more than one class at a time by raising the class flags of each class together at the warning

11 CHANGE OF THE NEXT LEG OF THE COURSE

- 11.1 To change the next leg of the course, the race committee will lay a new mark (or move the finishing line) and remove the original mark as soon as practicable. When in a subsequent change a new mark is replaced, it will be replaced by an original mark/

12 THE FINISH

- 12.1 The finishing line for all fleets is describe in the course charts.
- 12.2 For the Monohull fleet it will be to windward of W1, it will be between a blue flag on the race committee vessel and the course side of the finishing mark
- 12.3 For the Multihull fleet, it will be between a blue flag on the race committee vessel and L2

13 TIME LIMITS

- 13.1 The time limit for each boat to start shall be 5 minutes after her starting signal.
- 13.2 Race Time Limit: The time limit for the first boat to start, sail the course and finish shall be 70 minutes.
- 13.3 Finishing Window: The time limit for boats to finish after the first boat starts, sail the course and finishes shall be 20 minutes.
- 13.4 Boats failing to finish within Finish Window will be scored Did Not Finish without a hearing. This modifies RRS 35, A5.1 and A5.2.

14 PROTESTS

- 14.1 Hearing request forms are available at the front office. Protests and requests for redress or reopening shall be delivered there within the appropriate time limit
- 14.2 For each class, the protest time limit is 30 minutes after the Race Committee Signal vessel has docked.
- 14.3 Notices will be posted no later than 30 minutes after the protest time limit to inform competitors of hearings in which they are parties or named as witnesses and where the hearings will be held
- 14.4 Notices of protests by the race committee, technical committee or the protest committee will be posted to inform boats under RRS 61.1(b)

15 SCORING

- 15.1 Three races are required to be completed to constitute a series.
- 15.2 When fewer than 6 races have been completed, a boat's series score will be the total of her race scores. This is a modification of RRS Appendix A2.1

16 PRIZES

Regatta Chairmen

Chris Wright

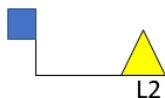
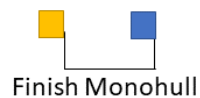
Principal Race Officer

Craig Storms

Appendix A Monohull Course Diagram

All marks: W1, OS and L1 must be left to port.

Course	Descriptions	Marks
3	<i>W/L – 3 legs Finish to Windward</i>	S, W1, OS, L1, Finish
Signaled with a placard displaying the numeral “3”, this is a windward/leeward course, ONE time around, followed by a windward leg finishing to windward of Mark W1. Three legs total.		
5	<i>W/L – 5 Legs finish to windward</i>	S, W1, OS, L1, W1, OS, L1, Finish
Signaled with a placard displaying the numeral “5”, this is a windward/leeward course, TWO times around, followed by a windward leg finishing to windward of Mark W1. Five legs total.		
7	<i>W/L – 7 Legs finish to windward</i>	S, W1, OS, L1, W1, OS, L1, W1, OS, L1, Finish
Signaled with a placard displaying the numeral “7”, this is a triangle course, followed by ONE windward / leeward lap followed by a windward leg finishing to windward of Mark W1. Seven legs total.		



Finish MultiHull

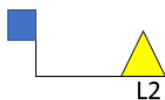


Start all Fleets

Appendix B Multihull Course Diagram

All marks: W1, OS, W2 and L2 must be left to port.

Course	Descriptions	Marks
3	<i>W/L – 5 legs Finish to Windward</i>	S, W1, OS, W2, L2, W2, Finish
Signaled with a placard displaying the numeral “3”, this is a windward/leeward course, finishing at L2. Five legs total.		
5	<i>W/L – 7 Legs finish to windward</i>	S, W1, OS, W2, L2, W2, L2, W2, Finish
Signaled with a placard displaying the numeral “5”, this is a windward/leeward course, finishing at L2. Seven legs total.		
7	<i>W/L – 9 Legs finish to windward</i>	S, W1, OS, W2, L2, W2, L2, W2, L2, W2, Finish
Signaled with a placard displaying the numeral “7”, this is a triangle course, finishing at L2. Nine legs total.		



Finish MultiHull

